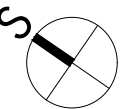


410/A2	408/A2	406/A2	404/A2	401/A2
2+KK	2+KK	2+KK	2+KK	1+KK
52.7m ²	52.8m ²	52.6m ²	52.3m ²	34.6m ²



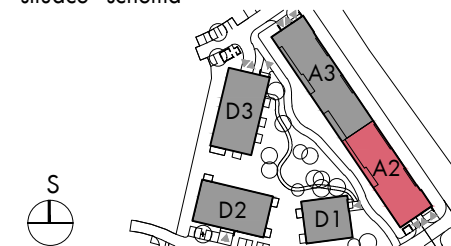
409/A2	407/A2	405/A2	403/A2	402/A2
2+KK	2+KK	2+KK	1+KK	1+KK
52.7m ²	52.6m ²	53.0m ²	34.1m ²	36.8m ²



0 10m 1:200

1+KK
 2+KK
 3+KK
 4+KK
 komory

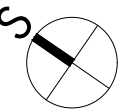
situace - schéma



PODLAŽÍ

4.NP

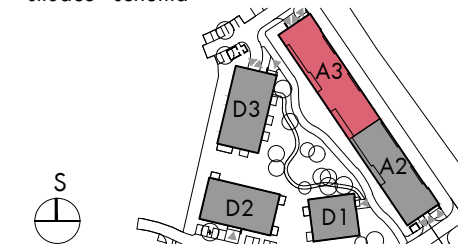
2020-05-29 INDEX A



0 10m 1:200

1+KK
 2+KK
 3+KK
 4+KK
 komory

situace - schéma



PODLAŽÍ

4.NP